



## UNIVERSITY COLLEGE TATI (UC TATI)

## FINAL EXAMINATION QUESTION BOOKLET

COURSE CODE	: DTG 2453
COURSE	: ACCOUNTING INFORMATION SYSTEMS
SEMESTER/SESSION	: 2 - 2023/2024
DURATION	: 3 HOURS

Instructions:

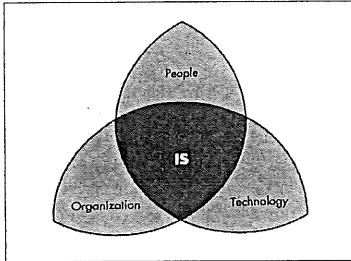
1. This booklet contains 5 questions. Answer **ALL** questions.
2. All answers should be written in answer booklet.
3. Write legibly and draw sketches wherever required.
4. If in doubt, raise your hand and ask the invigilator.

**DO NOT OPEN THIS BOOKLET UNTIL YOU ARE TOLD TO DO SO**

**THIS BOOKLET CONTAINS 3 PRINTED PAGES INCLUDING COVER PAGE**

**QUESTION 1**

- a) By referring to the figure below, explain the relation of people, technology and organization in information system.




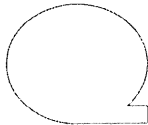

(6 marks)

- b) State **FOUR (4)** components of an AIS. (4 marks)
- c) Discuss how the implementation of an Accounting Information System (AIS) can enhance managerial decision-making processes. (3 marks)

**QUESTION 2**

- a) Explain **THREE (3)** benefits of Enterprise Resource Planning (ERP) for the organization. (6 marks)
- b) Explain **TWO (2)** coding techniques to organize data. (4 marks)
- c) Discuss **FOUR (4)** guidelines for a good coding technique. (8 marks)
- d) Determine **SEVEN (7)** appropriate source document for each following business activity:
- i. Take customer order
  - ii. Receive cash
  - iii. Deposit cash receipts
  - iv. Receive items
  - v. Pay for items
  - vi. Record time worked by employee
  - vii. Deliver or ship order
- (7 marks)

**QUESTION 3**

- a) Describe **THREE (3)** significance of documentation tools for an organization. (6 marks)
- b) Demonstrate **ONE (1)** possible **data input** and **ONE (1)** possible **data output** for each of the following processing:
- i) Update employee/ payroll file
  - ii) Pay employee
  - iii) Prepare financial report (6 marks)
- c) Flowchart is a pictorial, analytical technique used to describe some aspect of an information system in a clear, concise, and logical manner. Name and explain the following symbol of flowchart.
- i. 
  - ii. 
  - iii.  (9 marks)
- d) Illustrate **TWO (2)** types of flow chart. (4 marks)

**QUESTION 4**

- a) Demonstrate **FOUR (4)** types of AIS threats faced by the company. (12 marks)
- b) Illustrate **FOUR (4)** computer fraud classification. (8 marks)

**QUESTION 5**

- a) Spoofing is making an electronic communication look if someone else sent it to gain the trust of the recipient. Discuss **FOUR (4)** forms of spoofing. (8 marks)
- b) Control activities are policies, procedures and rules that provide reasonable, assurance that control objectives are met and risk responses are carried out. Illustrate any **THREE (3)** classifications of control procedures. (9 marks)

----- End of question -----

